



ASBK.COM.AU f t i y

Rounds 2 & 3 : Wakefield Park Raceway : December 3 - 6

YMI AUSTRALIAN SUPERSPORT 300 CHAMPIONSHIP

Round 3 - Race 2

Date: 06/12/20
Event: R21
Weather: Sunny & very windy - Temp: 18.6C
Track: Dry - Temp: 40.0C

Started at: 14:29:14
Laps: 10
Starters: 16
Printed at: 16:26

PROVISIONAL CLASSIFICATION

Pos	No	Name	Machine	Laps	Race Time	Behind Leader	Behind Prev	Fastest Lap	On Lap
1	308	John LYTRAS (QLD) / YRT / Yamalube / Caboolture Yamaha / Peregrine / AGV / TCX / Pirelli	Yamaha R3 321	10	11:10.797			1:06.296	4
2	72	Ben BAKER (NSW) / WNR / Yamaha Australia / YMI / YMF / SCK / Utech Design / West Sliders	Yamaha R3 321	10	11:10.980	.183	.183	1:06.323	2
3	69	Archie McDONALD (NSW) / GTR MotoStars Team / RS+C / Motostars / Doctor Mak / YRD / Motul / Pirelli	Yamaha R3 321	10	11:11.030	.233	.050	1:06.285	3
4	43	Harry KHOURI (NSW) / NSW Helicopters / AARK Susp. & Tuning / Addicted To Track / Excite M-sports	Kawasaki EX 400	10	11:14.232	3.435	3.202	1:06.575	9
5	68	Luke POWER (VIC) / Proworx / Blayney M-cycles / Well Sprung M-cycle Susp. / Penrite Oils	Kawasaki EX 400	10	11:14.933	4.136	.701	1:06.101	9
6	355	Laura BROWN (NSW) / The Bare Bird / Shark Helmets / BikeBiz / Obvious Signs / Ficeda / IXON	Yamaha R3 321	10	11:22.350	11.553	7.417	1:06.904	9
7	49	Jake FARNSWORTH (NSW) / Worth Race Developments / Freestyle Tattoo / Hi-Tec Oils / Kingsdene Auto.	Kawasaki EX 400	10	11:22.428	11.631	.078	1:07.278	9
8	39	Glenn NELSON (QLD) / Buddy's Pest Control	Yamaha R3 321	10	11:24.857	14.060	2.429	1:07.515	9
9	97	Peter NERLICH (VIC) / TCN Racing	Kawasaki EX 400	10	11:28.447	17.650	3.590	1:07.943	4
10	47	Zylas BUNTING (NSW) / Proworx / Blayney M-cycles / Well Sprung M-cycle Susp. / Penrite Oils	Kawasaki EX 400	10	11:28.555	17.758	.108	1:07.957	4
11	95	Matthew RINDEL (VIC) / Gears Racing Suspension / Mick Hone M-cycles / Shoei / Woodcraft	Yamaha R3 321	10	11:32.900	22.103	4.345	1:08.039	4
12	16	James JACOBS (NSW) / Nedlands Studio / Bridgestone / Lucas Oils / EK Chains / Mototrack Access.	Kawasaki EX 400	10	11:38.187	27.390	5.287	1:08.820	2
13	110	Zak PETTENDY (NSW)	Yamaha R3 321	10	11:38.721	27.924	.534	1:08.524	7
14	105	Cameron DUNKER (NSW) / bLU cRU Yamaha / FIM Oceania / Motul / MA / Pirelli / Ricondi / AGV	Yamaha R3 321	10	11:54.494	43.697	15.773	1:09.621	2
15	50	Carter THOMPSON (NSW) / GTR MotoStars Team / RS+C / Doctor Mak / YRD / Motul / Pirelli	Yamaha R3 321	10	12:02.893	52.096	8.399	1:07.114	9
DNF	88	Joseph MARINIELLO (VIC) / Proworx / Blayney M-cycles / Well Sprung M-cycle Susp. / Penrite Oils	Kawasaki EX 400	1	4:37.876	9 Laps			

Fastest Lap was 1:06.101 by Luke POWER (VIC)

Current race lap record for SS300 class - 1:05.685 by Archie McDONALD (NSW) on a Yamaha R3 321 set on 05/12/20

*** Rider 88 (Joseph MARINIELLO (VIC)) - 10 second penalty imposed by Clerk of Course for jumped start ***

The results are provisional until the end of the time limit for protests and appeals.

Chief Timekeeper - Scott Lang

Clerk of Course - Tom Williams



www.computime.com.au
COMPUTIME RACE TIMING SYSTEMS PTY LTD





ASBK.COM.AU f t i y

Rounds 2 & 3 : Wakefield Park Raceway : December 3 - 6

YMI AUSTRALIAN SUPERSPORT 300 CHAMPIONSHIP

Round 3 - Race 2

Date: 06/12/20
Event: R21
Weather: Sunny & very windy - Temp: 18.6C
Track: Dry - Temp: 40.0C

Started at: 14:29:14
Laps: 10
Starters: 16
Printed at: 16:26

PROVISIONAL LAP TIMES

No	Name	Lap 1	Lap 2	Lap 3	Lap 4	Lap 5	Lap 6	Lap 7	Lap 8	Lap 9	Lap 10
16	James JACOBS (NSW)	1:16.197	<u>1:08.820</u>	1:08.980	1:08.837	1:09.599	1:09.264	1:09.096	1:09.254	1:09.237	1:08.903
39	Glenn NELSON (QLD)	1:12.765	1:08.604	1:08.164	1:07.547	1:08.081	1:07.693	1:08.275	1:07.660	<u>1:07.515</u>	1:08.553
43	Harry KHOURI (NSW)	1:11.942	1:06.895	1:06.743	1:06.860	1:07.100	1:07.268	1:06.870	1:06.854	<u>1:06.575</u>	1:07.125
47	Zylas BUNTING (NSW)	1:14.342	1:08.161	1:08.109	<u>1:07.957</u>	1:08.035	1:08.604	1:08.144	1:08.259	1:08.401	1:08.543
49	Jake FARNSWORTH (NSW)	1:13.175	1:07.768	1:07.400	1:07.615	1:07.797	1:07.829	1:07.460	1:08.089	<u>1:07.278</u>	1:08.017
50	Carter THOMPSON (NSW)	1:53.876	1:07.901	1:07.852	1:07.931	1:08.089	1:07.558	1:07.406	1:07.665	<u>1:07.114</u>	1:07.501
68	Luke POWER (VIC)	1:12.128	1:06.340	1:06.340	1:06.259	1:10.284	1:06.914	1:06.540	1:06.524	<u>1:06.101</u>	1:07.503
69	Archie McDONALD (NSW)	1:11.518	1:06.645	<u>1:06.285</u>	1:06.323	1:07.197	1:06.893	1:06.723	1:06.539	1:06.527	1:06.380
72	Ben BAKER (NSW)	1:11.041	<u>1:06.323</u>	1:06.354	1:06.414	1:06.656	1:07.041	1:06.735	1:06.530	1:06.623	1:07.263
88	Joseph MARINIELLO (VIC)	4:27.876									
95	Matthew RINDEL (VIC)	1:16.356	1:08.253	1:08.098	<u>1:08.039</u>	1:08.956	1:08.473	1:08.803	1:08.693	1:08.460	1:08.769
97	Peter NERLICH (VIC)	1:14.057	1:08.075	1:08.266	<u>1:07.943</u>	1:08.657	1:08.187	1:07.953	1:08.445	1:08.345	1:08.519
105	Cameron DUNKER (NSW)	1:16.949	<u>1:09.621</u>	1:09.956	1:11.516	1:10.924	1:11.349	1:11.384	1:10.736	1:10.964	1:11.095
110	Zak PETTENDY (NSW)	1:16.365	1:09.311	1:09.791	1:09.304	1:09.786	1:09.119	<u>1:08.524</u>	1:08.794	1:08.577	1:09.150
308	John LYTRAS (QLD)	1:10.981	1:06.683	1:06.403	<u>1:06.296</u>	1:06.561	1:06.991	1:06.686	1:06.682	1:06.566	1:06.948
355	Laura BROWN (NSW)	1:14.805	1:07.415	1:07.315	1:07.203	1:08.011	1:07.598	1:07.972	1:07.576	<u>1:06.904</u>	1:07.551

*** Rider 88 (Joseph MARINIELLO (VIC)) - 10 second penalty imposed by Clerk of Course for jumped start ***

The results are provisional until the end of the time limit for protests and appeals.

Chief Timekeeper - Scott Lang

Clerk of Course - Tom Williams



www.computime.com.au
COMPUTIME RACE TIMING SYSTEMS PTY LTD





Rounds 2 & 3 : Wakefield Park Raceway : December 3 - 6

YMI AUSTRALIAN SUPERSPORT 300 CHAMPIONSHIP

Round 3 - Race 2

Date: 06/12/20
 Event: R21
 Weather: Sunny & very windy - Temp: 18.6C
 Track: Dry - Temp: 40.0C

Started at: 14:29:14
 Laps: 10
 Starters: 16
 Printed at: 16:26

PROVISIONAL SPLIT TIMES

Lap	Split 1	Split 2	Split 3	Lap Time	Lap	Split 1	Split 2	Split 3	Lap Time
16 James JACOBS (NSW) (12th)					47 Zylas BUNTING (NSW) (10th)				
1	25.101	25.962	25.134	1:16.197	1	24.584	25.105	24.653	1:14.342
2	18.681	24.913	25.226	1:08.820	2	18.662	24.716	24.783	1:08.161
3	18.969	25.139	24.872	1:08.980	3	18.847	24.657	24.605	1:08.109
4	18.932	25.124	24.781	1:08.837	4	18.675	24.588	24.694	1:07.957
5	18.805	25.574	25.220	1:09.599	5	18.535	24.583	24.917	1:08.035
6	18.957	25.228	25.079	1:09.264	6	18.741	24.650	25.213	1:08.604
7	18.980	25.094	25.022	1:09.096	7	18.926	24.480	24.738	1:08.144
8	19.074	25.064	25.116	1:09.254	8	18.702	24.833	24.724	1:08.259
9	18.872	25.313	25.052	1:09.237	9	18.916	24.796	24.689	1:08.401
10	18.886	25.278	24.739	1:08.903	10	18.826	24.725	24.992	1:08.543
39 Glenn NELSON (QLD) (8th)					49 Jake FARNSWORTH (NSW) (7th)				
1	23.635	24.529	24.601	1:12.765	1	24.260	24.535	24.380	1:13.175
2	18.433	25.059	25.112	1:08.604	2	18.157	24.859	24.752	1:07.768
3	18.761	24.793	24.610	1:08.164	3	18.423	24.480	24.497	1:07.400
4	18.614	24.374	24.559	1:07.547	4	18.298	24.679	24.638	1:07.615
5	18.555	24.750	24.776	1:08.081	5	18.463	24.668	24.666	1:07.797
6	18.579	24.434	24.680	1:07.693	6	18.343	24.781	24.705	1:07.829
7	18.601	24.711	24.963	1:08.275	7	18.433	24.444	24.583	1:07.460
8	18.598	24.469	24.593	1:07.660	8	18.307	24.964	24.818	1:08.089
9	18.389	24.585	24.541	1:07.515	9	18.359	24.409	24.510	1:07.278
10	18.563	24.947	25.043	1:08.553	10	18.433	24.795	24.789	1:08.017
43 Harry KHOURI (NSW) (4th)					50 Carter THOMPSON (NSW) (15th)				
1	23.196	24.461	24.285	1:11.942	1	1:04.268	24.750	24.858	1:53.876
2	18.200	24.356	24.339	1:06.895	2	18.907	24.431	24.563	1:07.901
3	18.172	24.352	24.219	1:06.743	3	18.576	24.415	24.861	1:07.852
4	18.136	24.413	24.311	1:06.860	4	18.577	24.520	24.834	1:07.931
5	18.196	24.425	24.479	1:07.100	5	18.569	24.692	24.828	1:08.089
6	18.174	24.524	24.570	1:07.268	6	18.611	24.330	24.617	1:07.558
7	18.172	24.358	24.340	1:06.870	7	18.511	24.296	24.599	1:07.406
8	18.121	24.389	24.344	1:06.854	8	18.718	24.386	24.561	1:07.665
9	18.124	24.246	24.205	1:06.575	9	18.649	24.204	24.261	1:07.114
10	18.087	24.331	24.707	1:07.125	10	18.554	24.393	24.554	1:07.501

Scott Lang
 Chief Timekeeper - Scott Lang

Tom Williams
 Clerk of Course - Tom Williams





Rounds 2 & 3 : Wakefield Park Raceway : December 3 - 6

YMI AUSTRALIAN SUPERSPORT 300 CHAMPIONSHIP

Round 3 - Race 2

Date: 06/12/20
 Event: R21
 Weather: Sunny & very windy - Temp: 18.6C
 Track: Dry - Temp: 40.0C

Started at: 14:29:14
 Laps: 10
 Starters: 16
 Printed at: 16:26

PROVISIONAL SPLIT TIMES

Lap	Split 1	Split 2	Split 3	Lap Time	Lap	Split 1	Split 2	Split 3	Lap Time
68 Luke POWER (VIC) (5th)					88 Joseph MARINIELLO (VIC) (DNF)				
1	23.327	24.470	24.331	1:12.128	1	<u>28.573</u>	<u>34.339</u>	<u>3:24.964</u>	4:27.876
2	18.138	24.152	24.050	1:06.340	95 Matthew RINDEL (VIC) (11th)				
3	18.159	24.123	24.058	1:06.340	1	25.425	25.787	25.144	1:16.356
4	18.131	24.165	<u>23.963</u>	1:06.259	2	18.897	<u>24.689</u>	24.667	1:08.253
5	18.170	24.160	27.954	1:10.284	3	<u>18.647</u>	24.805	24.646	1:08.098
6	18.273	24.269	24.372	1:06.914	4	18.716	24.772	24.551	<u>1:08.039</u>
7	18.185	24.146	24.209	1:06.540	5	18.795	25.224	24.937	1:08.956
8	18.243	24.086	24.195	1:06.524	6	18.913	24.831	24.729	1:08.473
9	18.088	<u>23.973</u>	24.040	<u>1:06.101</u>	7	19.014	25.159	24.630	1:08.803
10	<u>18.008</u>	24.084	25.411	1:07.503	8	18.774	25.036	24.883	1:08.693
69 Archie McDONALD (NSW) (3rd)					9	18.768	25.211	<u>24.481</u>	1:08.460
1	23.032	23.976	24.510	1:11.518	10	18.900	25.243	24.626	1:08.769
2	18.466	24.006	24.173	1:06.645	97 Peter NERLICH (VIC) (9th)				
3	<u>18.307</u>	23.837	24.141	<u>1:06.285</u>	1	24.392	24.857	24.808	1:14.057
4	18.393	23.849	24.081	1:06.323	2	18.654	24.671	24.750	1:08.075
5	18.458	24.325	24.414	1:07.197	3	18.758	24.817	24.691	1:08.266
6	18.545	23.957	24.391	1:06.893	4	18.673	24.592	<u>24.678</u>	<u>1:07.943</u>
7	18.518	24.009	24.196	1:06.723	5	<u>18.406</u>	24.651	25.600	1:08.657
8	18.387	23.946	24.206	1:06.539	6	18.592	<u>24.502</u>	25.093	1:08.187
9	18.406	24.085	<u>24.036</u>	1:06.527	7	18.553	24.550	24.850	1:07.953
10	18.474	<u>23.821</u>	24.085	1:06.380	8	18.552	24.905	24.988	1:08.445
72 Ben BAKER (NSW) (2nd)					9	18.625	24.899	24.821	1:08.345
1	22.679	24.239	24.123	1:11.041	10	18.529	24.879	25.111	1:08.519
2	<u>18.283</u>	23.989	<u>24.051</u>	<u>1:06.323</u>	105 Cameron DUNKER (NSW) (14th)				
3	18.294	23.999	24.061	1:06.354	1	25.739	26.061	25.149	1:16.949
4	18.394	23.950	24.070	1:06.414	2	<u>19.175</u>	<u>25.409</u>	<u>25.037</u>	<u>1:09.621</u>
5	18.446	24.008	24.202	1:06.656	3	19.181	25.722	25.053	1:09.956
6	18.409	23.995	24.637	1:07.041	4	19.518	26.249	25.749	1:11.516
7	18.673	<u>23.940</u>	24.122	1:06.735	5	19.464	26.022	25.438	1:10.924
8	18.311	23.993	24.226	1:06.530	6	19.426	26.214	25.709	1:11.349
9	18.322	24.136	24.165	1:06.623	7	20.058	25.807	25.519	1:11.384
10	18.330	24.325	24.608	1:07.263	8	19.645	25.676	25.415	1:10.736

Scott Lang
 Chief Timekeeper - Scott Lang

Tom Williams
 Clerk of Course - Tom Williams





Rounds 2 & 3 : Wakefield Park Raceway : December 3 - 6

YMI AUSTRALIAN SUPERSPORT 300 CHAMPIONSHIP

Round 3 - Race 2

Date: 06/12/20
 Event: R21
 Weather: Sunny & very windy - Temp: 18.6C
 Track: Dry - Temp: 40.0C

Started at: 14:29:14
 Laps: 10
 Starters: 16
 Printed at: 16:26

PROVISIONAL SPLIT TIMES

Lap	Split 1	Split 2	Split 3	Lap Time	Lap	Split 1	Split 2	Split 3	Lap Time
9	19.747	25.679	25.538	1:10.964	5	18.399	24.096	24.066	1:06.561
10	19.404	26.117	25.574	1:11.095	6	18.478	24.041	24.472	1:06.991
110 Zak PETTENDY (NSW) (13th)					7	18.401	24.000	24.285	1:06.686
1	24.667	26.176	25.522	1:16.365	8	18.464	24.043	24.175	1:06.682
2	19.117	25.174	25.020	1:09.311	9	18.310	24.114	24.142	1:06.566
3	18.712	26.037	25.042	1:09.791	10	18.358	24.312	24.278	1:06.948
4	18.815	25.135	25.354	1:09.304	355 Laura BROWN (NSW) (6th)				
5	19.093	25.240	25.453	1:09.786	1	24.816	25.265	24.724	1:14.805
6	18.770	25.153	25.196	1:09.119	2	18.476	24.527	24.412	1:07.415
7	18.550	24.841	25.133	1:08.524	3	18.499	24.439	24.377	1:07.315
8	18.649	25.085	25.060	1:08.794	4	18.378	24.391	24.434	1:07.203
9	18.497	24.958	25.122	1:08.577	5	18.501	24.568	24.942	1:08.011
10	18.731	24.928	25.491	1:09.150	6	18.554	24.381	24.663	1:07.598
308 John LYTRAS (QLD) (1st)					7	18.736	24.719	24.517	1:07.972
1	22.399	24.126	24.456	1:10.981	8	18.473	24.443	24.660	1:07.576
2	18.512	23.993	24.178	1:06.683	9	18.303	24.229	24.372	1:06.904
3	18.241	23.966	24.196	1:06.403	10	18.383	24.548	24.620	1:07.551
4	18.241	23.950	24.105	1:06.296					

*** Rider 88 (Joseph MARINIELLO (VIC)) - 10 second penalty imposed by Clerk of Course for jumped start ***

The results are provisional until the end of the time limit for protests and appeals.

Scott Lang
 Chief Timekeeper - Scott Lang

Tom Williams
 Clerk of Course - Tom Williams





ASBK.COM.AU f t i y

Rounds 2 & 3 : Wakefield Park Raceway : December 3 - 6

YMI AUSTRALIAN SUPERSPORT 300 CHAMPIONSHIP

Round 3 - Race 2

Date: 06/12/20
Event: R21
Weather: Sunny & very windy - Temp: 18.6C
Track: Dry - Temp: 40.0C

Started at: 14:29:14
Laps: 10
Starters: 16
Printed at: 16:26


PROVISIONAL FASTEST LAPS SEQUENCE

Lap	Race Pos	No	Name	Machine	Fastest Lap	On Lap
1	1	308	John LYTRAS (QLD)	Yamaha R3 321	1:10.981	1
2	1	72	Ben BAKER (NSW)	Yamaha R3 321	1:06.323	2
3	3	69	Archie McDONALD (NSW)	Yamaha R3 321	1:06.285	3
4	4	68	Luke POWER (VIC)	Kawasaki EX 400	1:06.259	4
9	5	68	Luke POWER (VIC)	Kawasaki EX 400	1:06.101	9

*** Rider 88 (Joseph MARINIELLO (VIC)) - 10 second penalty imposed by Clerk of Course for jumped start ***

The results are provisional until the end of the time limit for protests and appeals.


Chief Timekeeper - Scott Lang


Clerk of Course - Tom Williams



www.computime.com.au
COMPUTIME RACE TIMING SYSTEMS PTY LTD





Rounds 2 & 3 : Wakefield Park Raceway : December 3 - 6

YMI AUSTRALIAN SUPERSPORT 300 CHAMPIONSHIP

Round 3 - Race 2

Date: 06/12/20
 Event: R21
 Weather: Sunny & very windy - Temp: 18.6C
 Track: Dry - Temp: 40.0C

Started at: 14:29:14
 Laps: 10
 Starters: 16
 Printed at: 16:26

PROVISIONAL LAP SHEET

No	Lap Time	Gap	No	Lap Time	Gap	No	Lap Time	Gap	No	Lap Time	Gap	No	Lap Time	Gap			
			Lap 3			Lap 5			Lap 7			Lap 9					
			Lap 1			Lap 4			Lap 6			Lap 8					
308	1:10.981		72	1:06.354		308	1:06.561	.136	72	1:06.735		308	1:06.566	.132	72	1:06.530	
72	1:11.041	.060	308	1:06.403	.349	69	1:07.197	1.180	308	1:06.686	.037	308	1:06.682	.189	72	1:07.263	.183
69	1:11.518	.537	69	1:06.285	.730	43	1:07.100	2.752	69	1:06.723	1.020	69	1:06.539	1.029	69	1:07.125	3.435
43	1:11.942	.961	68	1:06.340	1.090	68	1:10.284	4.563	43	1:06.870	3.114	43	1:06.854	3.438	43	1:07.503	4.136
68	1:12.128	1.147	43	1:06.743	1.862	49	1:07.797	6.967	68	1:06.540	4.241	68	1:06.524	4.235	68	1:07.503	4.136
39	1:12.765	1.784	49	1:07.400	4.625	355	1:08.011	7.961	49	1:07.460	8.480	49	1:08.089	10.039	355	1:07.551	11.553
49	1:13.175	2.194	39	1:08.164	5.815	39	1:08.081	8.373	355	1:07.972	9.755	39	1:07.660	11.695	49	1:08.017	11.631
97	1:14.057	3.076	355	1:07.315	5.817	47	1:08.035	9.816	39	1:08.275	10.565	97	1:07.660	11.695	39	1:08.553	14.060
47	1:14.342	3.361	97	1:08.266	6.680	97	1:08.657	10.210	97	1:08.275	10.565	47	1:08.445	14.489	97	1:08.519	17.650
355	1:14.805	3.824	47	1:08.109	6.894	95	1:08.956	12.914	97	1:08.275	10.565	47	1:08.259	14.517	47	1:08.543	17.758
16	1:16.197	5.216	95	1:08.098	8.989	16	1:09.599	15.645	95	1:08.803	16.414	95	1:08.259	14.517	95	1:08.769	22.103
95	1:16.356	5.375	16	1:08.980	10.279	110	1:09.786	17.769	16	1:09.096	20.229	95	1:08.693	18.577	16	1:08.903	27.390
110	1:16.365	5.384	110	1:09.791	11.749	110	1:10.924	22.178	110	1:09.524	21.636	16	1:09.254	22.953	110	1:09.150	27.924
105	1:16.949	5.968	105	1:09.956	12.808	50	1:10.924	22.178	110	1:08.524	21.636	110	1:08.794	23.900	105	1:11.095	43.697
50	1:53.876	42.895	50	1:07.852	45.911	50	1:08.089	48.861	105	1:11.384	31.135	105	1:10.736	35.341	50	1:07.501	52.096
			88	4:27.876	2 laps				50	1:07.406	50.049						
			Lap 2			Lap 6			Lap 8			Lap 10					
72	1:06.323		72	1:06.414		72	1:07.041		72	1:06.530		308	1:06.948		72	1:07.263	.183
308	1:06.683	.300	308	1:06.296	.231	308	1:06.991	.086	308	1:06.682	.189	308	1:06.682	.189	69	1:06.380	.233
69	1:06.645	.799	69	1:06.323	.639	69	1:06.893	1.032	69	1:06.539	1.029	69	1:06.539	1.029	43	1:07.125	3.435
68	1:06.340	1.104	68	1:06.259	.935	43	1:07.268	2.979	43	1:06.854	3.438	43	1:06.854	3.438	68	1:07.503	4.136
43	1:06.895	1.473	43	1:06.860	2.308	68	1:06.914	4.436	68	1:06.524	4.235	68	1:06.524	4.235	355	1:07.551	11.553
49	1:07.768	3.579	49	1:07.615	5.826	49	1:07.829	7.755	49	1:08.089	10.039	49	1:08.089	10.039	49	1:08.017	11.631
39	1:08.604	4.005	355	1:07.203	6.606	355	1:07.598	8.518	355	1:07.576	10.801	355	1:07.576	10.801	39	1:08.553	14.060
97	1:08.075	4.768	39	1:07.547	6.948	39	1:07.693	9.025	39	1:07.660	11.695	39	1:07.660	11.695	97	1:08.519	17.650
355	1:07.415	4.856	97	1:07.943	8.209	97	1:08.187	11.356	97	1:08.445	14.489	97	1:08.445	14.489	47	1:08.543	17.758
47	1:08.161	5.139	47	1:07.957	8.437	47	1:08.604	11.379	47	1:08.259	14.517	47	1:08.259	14.517	95	1:08.769	22.103
95	1:08.253	7.245	95	1:08.039	10.614	95	1:08.473	14.346	95	1:08.693	18.577	95	1:08.693	18.577	16	1:08.903	27.390
16	1:08.820	7.653	16	1:08.837	12.702	16	1:09.264	17.868	16	1:09.254	22.953	16	1:09.254	22.953	110	1:09.150	27.924
110	1:09.311	8.312	110	1:09.304	14.639	110	1:09.119	19.847	110	1:08.794	23.900	110	1:08.794	23.900	105	1:11.095	43.697
105	1:09.621	9.206	105	1:11.516	17.910	105	1:11.349	26.486	105	1:10.736	35.341	105	1:10.736	35.341	50	1:07.501	52.096
50	1:07.901	44.413	50	1:07.931	47.428	50	1:07.558	49.378	50	1:07.665	51.184	50	1:07.665	51.184			

*** Rider 88 (Joseph MARINIELLO (VIC)) - 10 second penalty imposed by Clerk of Course for jumped start ***

The results are provisional until the end of the time limit for protests and appeals.

Chief Timekeeper - Scott Lang

Clerk of Course - Tom Williams





ASBK.COM.AU f t i y

Rounds 2 & 3 : Wakefield Park Raceway : December 3 - 6

YMI AUSTRALIAN SUPERSPORT 300 CHAMPIONSHIP

Round 3 - Race 2

Date: 06/12/20
 Event: R21
 Weather: Sunny & very windy - Temp: 18.6C
 Track: Dry - Temp: 40.0C

Started at: 14:29:14
 Laps: 10
 Starters: 16
 Printed at: 16:26

PROVISIONAL LAP CHART

Name	Grid	1	2	3	4	5	6	7	8	9	10	Name
J. LYTRAS	308	308	72	72	72	72	72	72	72	72	208	J. LYTRAS
B. BAKER	72	72	308	308	308	308	308	308	308	308	72	B. BAKER
L. POWER	68	69	69	69	69	69	69	69	69	69	69	A. McDONALD
H. KHOURI	43	43	68	68	68	43	43	43	43	43	43	H. KHOURI
A. McDONALD	69	68	43	43	43	68	68	68	68	68	68	L. POWER
R. OUGHTRED	121	39	49	49	49	49	49	49	49	49	355	L. BROWN
J. FARNSWORTH	49	49	39	39	355	355	355	355	355	355	49	J. FARNSWORTH
P. NERLICH	97	97	97	355	39	39	39	39	39	39	39	G. NELSON
G. NELSON	39	47	355	97	97	47	97	97	97	97	97	P. NERLICH
C. THOMPSON	50	355	47	47	47	97	47	47	47	47	47	Z. BUNTING
T. DRANE	59	16	95	95	95	95	95	95	95	95	95	M. RINDEL
Z. BUNTING	47	95	16	16	16	16	16	16	16	16	16	J. JACOBS
C. CLEGG	63	110	110	110	110	110	110	110	110	110	110	Z. PETTENDY
L. BROWN	355	105	105	105	105	105	105	105	105	105	105	C. DUNKER
M. RINDEL	95	50	50	50	50	50	50	50	50	50	50	C. THOMPSON
C. DUNKER	105	88										
J. JACOBS	16											
Z. PETTENDY	110											
J. MARINIELLO	88											

*** Rider 88 (Joseph MARINIELLO (VIC)) - 10 second penalty imposed by Clerk of Course for jumped start ***

The results are provisional until the end of the time limit for protests and appeals.

Scott Lang
 Chief Timekeeper - Scott Lang

Tom Williams
 Clerk of Course - Tom Williams



www.computime.com.au
 COMPUTIME RACE TIMING SYSTEMS PTY LTD





ASBK.COM.AU f t i y

Rounds 2 & 3 : Wakefield Park Raceway : December 3 - 6

YMI AUSTRALIAN SUPERSPORT 300 CHAMPIONSHIP

Round 3 - Race 2

Date: 06/12/20
 Event: R21
 Weather: Sunny & very windy - Temp: 18.6C
 Track: Dry - Temp: 40.0C

Started at: 14:29:14
 Laps: 10
 Starters: 16
 Printed at: 16:26

PROVISIONAL BEST PARTIAL TIMES

Pos	Split 1		Split 2		Split 3		LAP		Ideal	Fastest
	Name	Time	Name	Time	Name	Time	Name	Time		
1	L. POWER	18.008	A. McDONALD	23.821	L. POWER	23.963	L. POWER	1:05.944	1:06.101	
2	H. KHOURI	18.087	B. BAKER	23.940	A. McDONALD	24.036	A. McDONALD	1:06.164	1:06.285	
3	J. FARNSWORTH	18.157	J. LYTRAS	23.950	B. BAKER	24.051	J. LYTRAS	1:06.257	1:06.296	
4	J. LYTRAS	18.241	L. POWER	23.973	J. LYTRAS	24.066	B. BAKER	1:06.274	1:06.323	
5	B. BAKER	18.283	C. THOMPSON	24.204	H. KHOURI	24.205	H. KHOURI	1:06.538	1:06.575	
6	L. BROWN	18.303	L. BROWN	24.229	C. THOMPSON	24.261	L. BROWN	1:06.904	1:06.904	
7	A. McDONALD	18.307	H. KHOURI	24.246	L. BROWN	24.372	J. FARNSWO	1:06.946	1:07.278	
8	G. NELSON	18.389	G. NELSON	24.374	J. FARNSWORTH	24.380	C. THOMPSON	1:06.976	1:07.114	
9	P. NERLICH	18.406	J. FARNSWORTH	24.409	M. RINDEL	24.481	G. NELSON	1:07.304	1:07.515	
10	Z. PETTENDY	18.497	Z. BUNTING	24.480	G. NELSON	24.541	P. NERLICH	1:07.586	1:07.943	
11	C. THOMPSON	18.511	P. NERLICH	24.502	Z. BUNTING	24.605	Z. BUNTING	1:07.620	1:07.957	
12	Z. BUNTING	18.535	M. RINDEL	24.689	P. NERLICH	24.678	M. RINDEL	1:07.817	1:08.039	
13	M. RINDEL	18.647	Z. PETTENDY	24.841	J. JACOBS	24.739	J. JACOBS	1:08.333	1:08.820	
14	J. JACOBS	18.681	J. JACOBS	24.913	Z. PETTENDY	25.020	Z. PETTENDY	1:08.358	1:08.524	
15	C. DUNKER	19.175	C. DUNKER	25.409	C. DUNKER	25.037	C. DUNKER	1:09.621	1:09.621	
16	J. MARINIELLO	24.558	J. MARINIELLO	32.770	J. MARINIELLO	4:17.876	J. MARINIELL	5:15.204		

*** Rider 88 (Joseph MARINIELLO (VIC)) - 10 second penalty imposed by Clerk of Course for jumped start ***

The results are provisional until the end of the time limit for protests and appeals.

Scott Lang
 Chief Timekeeper - Scott Lang

Tom Williams
 Clerk of Course - Tom Williams






ASBK.COM.AU f t i y


Rounds 2 & 3 : Wakefield Park Raceway : December 3 - 6

YMI AUSTRALIAN SUPERSPORT 300 CHAMPIONSHIP PROVISIONAL ROUND POINTS

AUSTRALIAN SUPERSPORT 300 CHAMPIONSHIP - ROUND 3

Pos	No	Name	Machine	Rnd 3 Pole	Rnd 3 Race 1	Rnd 3 Race 2	Total
1	308	John LYTRAS	Yamaha	1	25	25	51
2	72	Ben BAKER	Yamaha		20	20	40
3	69	Archie McDONALD	Yamaha		16	18	34
4	43	Harry KHOURI	Kawasaki		17	17	34
5	68	Luke POWER	Kawasaki		18	16	34
6	49	Jake FARNSWORTH	Yamaha		15	14	29
7	355	Laura BROWN	Yamaha		12	15	27
8	39	Glenn NELSON	Yamaha		14	13	27
9	95	Matthew RINDEL	Yamaha		11	10	21
10	16	James JACOBS	Kawasaki		10	9	19
11	110	Zak PETTENDY	Yamaha		8	8	16
12	105	Cameron DUNKER	Yamaha		9	7	16
13	121	Reece OUGHTRED	Yamaha		13		13
14	97	Peter NERLICH	Kawasaki			12	12
15	47	Zylas BUNTING	Kawasaki			11	11
16	50	Carter THOMPSON	Yamaha			6	6


.....
Chief Timekeeper - Scott Lang


.....
Clerk of Course - Tom Williams



www.computime.com.au
COMPUTIME RACE TIMING SYSTEMS PTY LTD





ASBK.COM.AU f t i y

Rounds 2 & 3 : Wakefield Park Raceway : December 3 - 6

YMI AUSTRALIAN SUPERSPORT 300 CHAMPIONSHIP PROVISIONAL FINAL CHAMPIONSHIP POINTS

AUSTRALIAN SUPERSPORT 300 CHAMPIONSHIP - ROUND 3

Pos	No	Name	Machine	Rnd 1 WSBK	Rnd 2 Wfld	Rnd 3 Pole	Rnd 3 Race 1	Rnd 3 Race 2	Total
1	43	Harry KHOURI	Kawasaki	76	61		17	17	171
2	308	John LYTRAS	Yamaha	33	50	1	25	25	134
3	72	Ben BAKER	Yamaha	34	58		20	20	132
4	69	Archie McDONALD	Yamaha	49	48		16	18	131
5	68	Luke POWER	Kawasaki	44	48		18	16	126
6	355	Laura BROWN	Yamaha	31	31		12	15	89
7	50	Carter THOMPSON	Yamaha		69			6	75
8	121	Reece OUGHTRED	Yamaha	37	25		13		75
9	97	Peter NERLICH	Kawasaki	29	26			12	67
10	11	Brandon DEMERY	Yamaha	26	37				63
11	39	Glenn NELSON	Yamaha		29		14	13	56
12	99	Jacob HATCH	Yamaha	37	19				56
13	49	Jake FARNSWORTH	Yamaha	9	17		15	14	55
14	47	Zylas BUNTING	Kawasaki	21	23			11	55
15	95	Matthew RINDEL	Yamaha	12	20		11	10	53
16	78	Caleb GILMORE	Yamaha	40					40
17	25	Luke JHONSTON	Kawasaki	38					38
18	59	Tom DRANE	Yamaha	1	35				36
19	16	James JACOBS	Kawasaki		14		10	9	33
20	110	Zak PETTENDY	Yamaha		12		8	8	28
21	127	Filippo ROVELLI	Kawasaki	25					25
22	36	Angus GRENFELL	Yamaha	23					23
23	105	Cameron DUNKER	Yamaha		7		9	7	23
24	333	Yannis SHAW	Kawasaki	20					20
25	29	Ryan SMITH	Yamaha	15					15
26	63	Clay CLEGG	Yamaha		15				15
27	15	Oilly SIMPSON	Yamaha	13					13
28	42	Kyle O'CONNELL	Yamaha	12					12
29	407	Jake SENIOR	Kawasaki	10					10
30	66	Mitchell SIMPSON	Yamaha	7					7
31	88	Joseph MARINIELLO	Kawasaki	5	1				6
32	21	Luca DURNING	Yamaha	1					1
33	55	Zachary JOHNSON	Yamaha	1					1

Scott Lang
Chief Timekeeper - Scott Lang

Tom Williams
Clerk of Course - Tom Williams



www.computime.com.au
COMPUTIME RACE TIMING SYSTEMS PTY LTD





ASBK.COM.AU f t i y

Rounds 2 & 3 : Wakefield Park Raceway : December 3 - 6

YMI AUSTRALIAN SUPERSPORT 300 CHAMPIONSHIP

Round 3 - Race 2

Date: 06/12/20
Event: R21
Weather: Sunny & very windy - Temp: 18.6C
Track: Dry - Temp: 40.0C

Started at: 14:29:14
Laps: 10
Starters: 16
Printed at: 16:26


PROVISIONAL RACE INFORMATION

Time	Description
14:25:02	SIGHTING LAP STARTED - PIT EXIT OPEN FOR 1 MINUTE
14:26:13	PIT EXIT CLOSED
14:26:54	BIKES ON GRID
14:27:16	WARM UP LAP STARTED
14:29:00	Rider 50 (Carter THOMPSON) ENTERED PITS
14:29:14	Event Start
14:30:01	Rider 50 (Carter THOMPSON) STARTED FROM PIT LANE
14:30:10	Race Direction: Start is under investigation
14:30:53	Rider 88 (Joseph MARINIELLO) ENTERED PITS
14:33:04	Rider 88 (Joseph MARINIELLO) JUMP START PENALTY - 10 SECONDS
14:34:09	Rider 88 (Joseph MARINIELLO) RESUMED FROM PIT LANE
14:35:34	Rider 88 (Joseph MARINIELLO) ENTERED PITS
14:40:25	Chequered Flag
14:42:46	Event Finish

*** Rider 88 (Joseph MARINIELLO (VIC)) - 10 second penalty imposed by Clerk of Course for jumped start ***

The results are provisional until the end of the time limit for protests and appeals.


Chief Timekeeper - Scott Lang


Clerk of Course - Tom Williams



www.computime.com.au
COMPUTIME RACE TIMING SYSTEMS PTY LTD

